



Modernglide 500



Product overview

Modernslide 500 is the quick and practical space solution that gives you a flexible room space.

One movement operation and easy to use, within seconds you can divide your space.



Individual solutions don't have to be complicated or expensive. We have designed this product with you in mind.

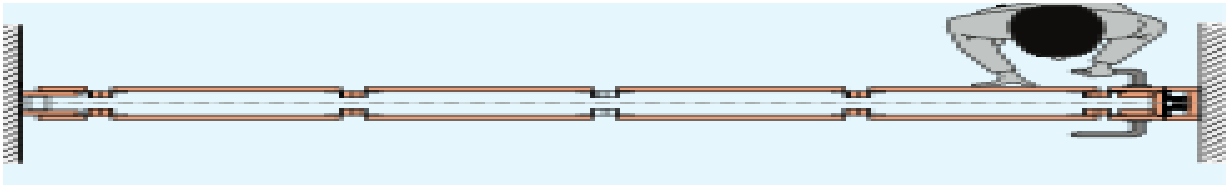
The narrow panels mean slimline and neat stacking when not in use, easy operation ensures minimal fuss when using the system.

Typical applications would be education, office space, church halls and domestic environments.

Straight or curved options available, these partitions are designed to provide years of service in the most **demanding environments.**

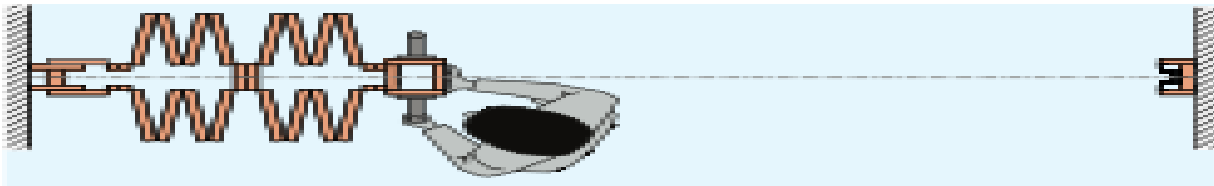


Operation single stacking



Closing:

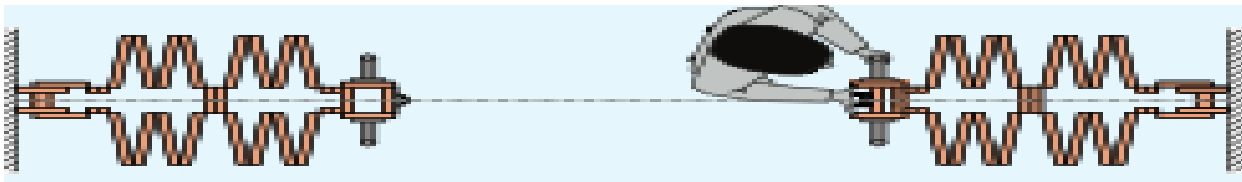
To close the folding wall, pull it out across the opening by pulling the vertical handles. When closing the wall, reduce the speed of movement as you reach the closed position. Use the door handle to latch the wall closed.



Opening:

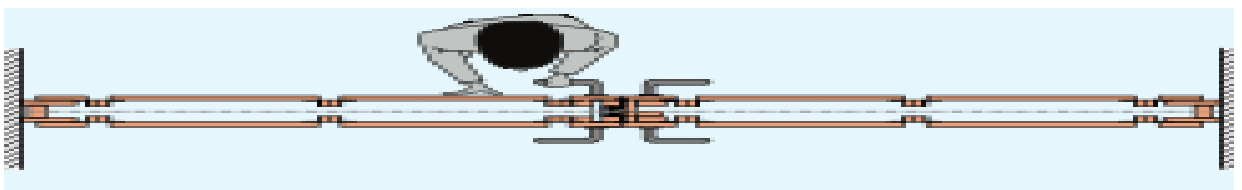
To open the folding wall, turn and press the door handle until the first section folds. You can then simply push the wall towards the stacking end without pressing the door handle.

Operation double stacking



Closing:

To close the folding wall, pull the first wing out across the opening by pulling the vertical handles. When closing the wall, reduce the speed of movement as you reach the closed position. Then pull the second wing out to meet the first wing. Use the door handle to latch the wall closed.



Opening:

To open the folding wall, turn and press the door handle until the first section folds. You can then simply push the wall towards the stacking end without pressing the door handle.